

# Table of Contents

<b>Query Search.....</b>	<b>1</b>
Field specifiers.....	1
Constants.....	3
Operators.....	3
Text and Meta Text.....	3
Putting it all together.....	4
Gotcha.....	4
Examples.....	4
Query examples.....	4
Search examples.....	4

# Query Search

Query searches help you search the contents of forms attached to your topics, as well as the values of other meta-data attached to the topic. Using query searches you can search:

1. The fields of forms
2. Parent relationships
3. File attachment information (but **not** the attached files themselves)

Query searches are defined using a simple SQL-like query language. The language consists of *field specifiers* and *constants* joined with *operators*.

## Field specifiers

You use field specifiers to say what value from the topic you are interested in.

All meta-data in a topic is referenced according to a simple plan.

- name - name of the topic
- web - name of the web the topic is within
- text - the body text of the topic (without embedded meta-data)
- META:FILEATTACHMENT
  - ◆ *for each attachment*
    - ◇ name
    - ◇ attr
    - ◇ path
    - ◇ size
    - ◇ user
    - ◇ rev
    - ◇ date
    - ◇ comment
- META:TOPICPARENT
  - ◆ name
- META:TOPICINFO
  - ◆ author
  - ◆ date
  - ◆ format
  - ◆ rev - topic revision (12) to match %REVINFO{'\$rev'}% and FormattedSearch \$rev
  - ◆ version - internal Store topic version (1.12 for rcs based Stores)
- META:TOPICMOVED
  - ◆ by
  - ◆ date
  - ◆ from
  - ◆ to
- META:FORM - the main form of the topic
  - ◆ name
- META:FIELD - the fields in the form.
  - ◆ *for each field in the form*
    - ◇ name
    - ◇ title
    - ◇ value
- META:PREFERENCE
  - ◆ *for each preference in the topic*

◇ name  
◇ value

See `MetaData` for details of what all these entries mean.

Most things at the top level of the plan - `META:TOPICPARENT`, `META:TOPICINFO` etc - are *structures* which are indexed by *keys*. For example, `META:TOPICINFO` has 4 entries, which are indexed by the keys `author`, `date`, `format` and `version`. `META:FILEATTACHMENT`, `META:FIELD` and `META:PREFERENCE` are all *arrays*, which means they can have any number of records under them. Arrays are indexed by *numbers* - for example, the first entry in the `META:FIELD` array is entry 0.

It's a bit clumsy having to type `META:FILEATTACHMENT` every time you want to refer to the array of attachments in a topic, so there are some predefined aliases that make it a bit less typing:

- `attachments` means the same as `META:FILEATTACHMENT`
- `info` means the same as `META:TOPICINFO`
- `parent` means the same as `META:TOPICPARENT`
- `moved` means the same as `META:TOPICMOVED`
- `form` means the same as `META:FORM`, so to test if a topic has a form named 'UserForm' you test for `"form.name ~ '*.UserForm'"`
  - ◆ You can also use the name of the form in place of `form`. This is in anticipation of the day when you can attach more than one form type to a topic.
- `fields` means the same as `META:FIELD`, You can also use the name of the form (the value of `form.name` e.g. `PersonForm`)
- `preferences` means the same as `META:PREFERENCE`

Fields in this plan are referenced using a simple *field specifier* syntax:

Syntax	Means	Examples
<code>X</code>	refers to the field named <code>X</code> .	<code>info</code> , <code>META:TOPICMOVED</code> , <code>attachments</code> , <code>name</code> .
<code>X.Y</code>	refers to the entry with the key <code>Y</code> in the structure named <code>X</code>	<code>info.date</code> , <code>moved.by</code> , <code>META:TOPICPARENT.name</code>
<code>X[query]</code>	refers to all the elements of the array <code>X</code> that match <i>query</i> . If <i>query</i> is of the form <code>name='Y'</code> then you can use the same <code>X.Y</code> syntax as is used for accessing structures.	<code>attachments[size&gt;1024]</code> , <code>DocumentForm[name!='Summary' AND value~'top secret'].value</code> , <code>DocumentForm.Summary</code>
<code>X[N]</code>	where <code>X</code> is an array and <code>N</code> is an integer number $\geq 0$ , gets the <code>N</code> th element of the array <code>X</code>	<code>attachments[3]</code>
<code>X/Y</code>	accesses <code>Y</code> from the topic specified by the <i>value</i> of <code>X</code> . <code>X</code> must evaluate to a topic name	<code>parent.name / (form.name='ExampleForm')</code> will evaluate to true if (1) the topic has a parent, (2) the parent topic has the main form type <code>ExampleForm</code> .

Note: at some point Foswiki may support multiple forms in the same topic. For this reason you are recommended **not** to use the `fields` shortcut when accessing form fields, but always use the name of the form instead.

There is a shortcut for accessing form fields. If you use the name of a field (for example, `LastName`) in the query without a `.` before it, that is taken to mean "the value of the field named this". This works if and only if

the field name isn't the same as of the top level entry names or their aliases described above. For example, the following expressions will all evaluate to the same thing:

- `PersonForm[name='Lastname'].value`
- `Lastname`
- `PersonForm.Lastname`


If `x` would conflict with the name of an entry or alias (e.g. it's `moved` or maybe `parent`), you can prepend the name of the form followed by a dot, as shown in the last example.


## Constants

You use constants for the values that you compare with fields. Constants are either strings, or numbers. Strings are always delimited by single-quotes (you can escape a quote using backslash). Numbers can be any integer or floating point number.

## Operators

Field specifiers and constants are combined using *operators* to create queries.

Operator	Meaning 
<code>()</code>	Bracketed subquery
<code>AND</code>	Combine two subqueries
<code>OR</code>	Combine two subqueries
<code>d2n (x)</code>	Converts a date (expressed in one of the formats that Foswiki can parse) to a number of seconds since 1st Jan 1970. This is the format dates are stored in inside Foswiki, and you have to convert a string date using <code>d2n</code> before you can compare it with - for example - the date an attachment was uploaded. Times without a timezone are assumed to be in server local time. If you have date fields in your forms, note that they are <b>not</b> stored in Foswiki's internal format, but are stored as text strings. You should still use <code>d2n</code> to convert them to numbers for comparisons, though.
<code>lc (x)</code>	Converts <code>x</code> to lower case, Use for caseless comparisons.
<code>uc (x)</code>	Converts <code>x</code> to UPPER CASE. Use for caseless comparisons.
<code>&gt;</code>	greater than
<code>&gt;=</code>	greater than or equal to
<code>!=</code>	Inverse of <code>=</code> .
<code>NOT</code>	Invert the result of the subquery
<code>=</code>	Left-hand side (LHS) exactly matches the value on the Right-hand side (RHS). Numbers and strings can be compared.
<code>&lt;=</code>	less than or equal to
<code>&lt;</code>	LHS is less than RHS. If both sides are numbers, the order is numeric. Otherwise it is lexical (applies to all comparison operators)
<code>~</code>	wildcard match ('*' will match any number of characters, '?' will match any single character e.g. <code>"PersonForm.Surname ~ '*Smit?'"</code> ) Note: <code>Surname ~ 'Smith'</code> is the same as <code>Surname = 'Smith'</code>

 The same operators are supported for `%IF` statements.

## Text and Meta Text

There are two fields that contain the topic text, `text` and `metatext`. `text` just contains the raw text of the topic, as you would see if you viewed the topic raw. `metatext` contains the text of the topic with `MetaData` embedded. This can be useful when you want to generate output based on processing meta-data.

## Putting it all together

When a query is applied to a topic, the goal is to reduce to a TRUE or FALSE value that indicates whether the topic matches that query or not. If the query returns TRUE, then the topic is included in the search results.

A query matches if the query returns one or more values when it is applied to the topic. So if I have a very simple query, such as "attachments", then this will return TRUE for all topics that have one or more attachments. If I write "attachments[size>1024 AND name ~ '\*.gif']" then it will return TRUE for all topics that have at least one attachment larger than 1024 bytes with a name ending in .gif.

## Gotcha

- Remember that in the query language, topic names are *constants*. You cannot write `Main.UserTopic/UserForm.firstName` because `Main.UserTopic` will be interpreted as a form field name. If you want to refer to topics you **must** enclose the topic name in quotes i.e. `'Main.UserTopic'/UserForm.firstName`

## Examples

### Query examples

- `attachments[name='purdey.gif']` - true if there is an attachment call `purdey.gif` on the topic
- `(fields[name='Firstname'].value='Emma' OR fields[name=Firstname].value='John') AND fields[name='Lastname'].value='Peel'` - true for 'Emma Peel' and 'John Peel' but **not** 'Robert Peel' or 'Emma Thompson'
- `(Firstname='Emma' OR Firstname='John') AND Lastname='Peel'` - shortcut form of the previous query
- `HistoryForm[name='Age'].value>2` - true if the topic has a HistoryForm, and the form has a field called Age with a value > 2
- `HistoryForm.Age > 2` - shortcut for the previous query
- `preferences[name='FaveColour' AND value='Tangerine']` - true if the topic has the given preference settings and value
- `Person/(ClothesForm[name='Headgear'].value ~ '*Bowler*' AND attachments[name~'*hat.gif' AND date < d2n('2007-01-01')])` - true if the form attached to the topic has a field called Person that has a value that is the name of a topic, and that topic contains the form ClothesForm, with a field called Headgear, and the value of that field contains the string 'Bowler', and the topic also has at least one attachment that has a name matching \*hat.gif and a date before 1st Jan 2007. (Phew!)

### Search examples

Find all topics that are children of this topic in the current web

```
%SEARCH{"parent.name = '%TOPIC%'" web="%WEB%" type="query"}%
```

Find all topics that have an attachment called 'grunge.gif'

```
%SEARCH{"attachments[name='grunge.gif']" type="query"}%
```

Find all topics that have form ColourForm where the form field 'Shades' is 'green' or 'yellow' but not 'brown'

```
%SEARCH{"(lc(Shades)='green' OR lc(Shades)='yellow') AND NOT(lc(Shades) ~ 'brown')" type="query"}
```

Find all topics that have PNG attachments that have been added since 26th March 2007

```
%SEARCH{"attachments[name ~ '*.png' AND date >= d2n('2007-03-26')]" type="query"}%
```


Find all topics that have a field 'Threat' set to 'Amber' and 'cold virus' somewhere in the topic text.

```
%SEARCH{"Threat='Amber' AND text ~ '*cold virus*'" type="query"}%
```

**Related Topics:** SearchHelp, VarSEARCH, FormattedSearch, Foswiki:System/QuerySearchPatternCookbook

Edit | Attach | Print version | History: %REVISIONS% | Backlinks | Raw View | More topic actions


Topic revision: r1 - 09 Jan 2009 - 13:00:00 - ProjectContributor

-  System

- Log In


- **Toolbox**


-  Users


-  Groups


-  Index

-  Search

-  Changes

-  Notifications

-  RSS Feed

-  Statistics

-  Preferences

- **User Reference**

- BeginnersStartHere

- TextFormattingRules

- Macros

- FormattedSearch

- QuerySearch

- DocumentGraphics

- SkinBrowser

- InstalledPlugins

- **Admin Maintenance**

- Reference Manual

- AdminToolsCategory

- InterWikis

- ManagingWebs

- SiteTools

- DefaultPreferences

- WebPreferences

- **Categories**

- Admin Documentation

- Admin Tools

- Developer Doc

- User Documentation

- User Tools

- **Webs**

- ☐ Public
- ☐ System

- 
- 



Copyright © by the contributing authors. All material on this site is the property of the contributing authors.

Ideas, requests, problems regarding Wiki? Send feedback