

Table of Contents

VotePlugin.....	1
Example.....	1
Syntax Rules.....	2
Syntax.....	2
Formatting the Results of a Poll.....	3
Weighting the vote.....	4
Resetting a Poll.....	4
Plugin Installation Instructions.....	5
Plugin Info.....	5

VotePlugin

This plugin can be used to build an online-voting system, or *poll*. There are two ways to vote for an item:

- **select:** vote for a given choice from a selection

Precedence	Select ...	<div><div></div></div> Age 60% (1.5)
		<div><div></div></div> Beauty 40% (1)

- **rate:** give something a rating (a number of stars)

Rating	★★★★★☆☆☆☆☆
Score: 4, My vote: 0, Total votes: 1	

A single poll can mix and match the different vote types.

Polls can be *open* or *closed*. You don't have to log in to vote in an open poll, but you are restricted to one vote per poll per user per calendar date. You have to log in to vote on a closed vote, but you are restricted to one vote per user. You can change your vote in either open or closed votes, though if you do that on a different date in an open vote, it will count as a new vote. Polls are *open* by default.

The results of a poll can be held in *secret*. If a poll is secret, no records are kept of who voted for what. Polls are *secret* by default.

You can choose whether to save the results of the vote in a *topic* or in a *secret place*. If you choose to save the results in a topic, you can protect that topic using the normal wiki access control mechanisms, and the vote will still work. Saving in a topic has the advantage that you can easily post-process the results, but it's a bit more work to set up so polls are saved in a *secret place* by default.

Polls are either *local* to the topic they are defined in, or are *global* to the entire wiki. Each poll has an *ID* which distinguishes it from other polls. These IDs are local to the topic for local polls, but can be shared between topics if the poll is made *global*.

The result of a poll is displayed in the polling form.

Example

You create a poll using the %VOTE macro. For example,

```
%VOTE{id="FavouriteMeal" select1="Drink" options1="Beer,Wine,Milk,Water"
select2="Food" options2="Steak,Bread,Pasta,Pizza"}%
```

displays as (if the plugin is installed and enabled)

Drink		<div><div></div></div> Water 50% (2)
		<div><div></div></div> Wine 25% (1)
		<div><div></div></div> Beer 25% (1)
Food		<div><div></div></div> Pizza 66.6% (2)
		<div><div></div></div> Bread 33.3% (1)

and

```
%VOTE{id="Jazzers" stars1="Herbie Mann" stars2="Horace Silver"
stars3="Thelonious Monk"}%
```

displays as

Herbie Mann	12345 Score: 0, My vote: 0, Total votes: 2
Horace Silver	12345 Score: 0, My vote: 0, Total votes: 2
Thelonious Monk	12345 Score: 0, My vote: 0, Total votes: 2

Syntax Rules

Syntax

Write `%VOTE{ ... }%` in the text of a topic to define a poll

- The following standard attributes are recognized

Name	Description	Example
bayesian	If set to "on", rating averages will be computed using the Bayesian average of this item against all the other items <i>that have the same item in their stars field</i> . This requires all the participating %VOTES to be global, or to save their results to the same place using saveto. See http://www.thebroth.com/blog/118/bayesian-rating for more information about Bayesian rating.	bayesian="off"
chartN	Defines the format of a single bar in the results bar chart generated for the corresponding select (for select type only). See formatting results, below.	chart="<p>\$option \$score</p>"
formatN	Defines the format of the results display. See formatting results, below.	format="\$large"
global	If set to "off", this makes the id local to this topic (the default). If set to "on" it will be a global poll that can be accessed from many topics.	global="on"
id	The identifier of the poll. You can have multiple independent votes in the same topic.	id="Dining"
open	If set to "off" this is a closed vote. If set to "on" it is open (the default)	open="on"
optionsN	Each selectN must have a corresponding optionsN that defines a comma-separated list of the options that can be selected between.	options1="Beer,Wine,Milk"
saveto	If set to the name of a topic, the poll results will be appended to the end of that topic. The results are formatted as a table for easy post-processing.	saveto="Main.VoteResults"
secret	If set to "off", then the database will record who voted. If set to "on", votes are secret (the default)	secret="on"
selectN	Defines the name of a select vote, where you select one from a ranges of options. N is a number that identifies this item within the poll e.g. select1, select2 etc. You must number all select and stars parameters uniquely and	select1="Drink"

Name	Description	Example
	sequentially (e.g. <code>select1 stars2 select3</code>)	
separator	Defines the string to be used to separate each row in the result.	separator=" <code>
</code> "
starsN	Defines the name of a rate vote, where you rate something by giving it a number of stars. N is a number that identifies this item within the poll e.g. <code>select1, stars2</code> etc. You must number all <code>select</code> and <code>stars</code> parameters uniquely and sequentially (e.g. <code>select1 stars2 select3</code>)	stars2="Usability"
submit	If set to "off", this makes the %VOTE display the results of the vote without prompting for any input. This is useful when - for example - you want to show the results of a global vote, without permitting more voting.	
widthN	Each <code>starsN</code> must have a corresponding <code>widthN</code> . This gives the number of stars to show e.g. <code>width1="5"</code> will show 5 stars.	width2="10"

⚠ The `style` parameter has been *deprecated* and should not be used (though it still works). The `color` and `bgcolor` parameters have been removed.

You can change the defaults for any or all of the above parameters by defining the Macro `VOTEPLUGIN_DEFAULTS` to be a parameter string e.g.

```
* Set VOTEPLUGIN_DEFAULTS = open="on" global="on" bayesian="on"
```

You can do this in an individual topic, for an entire web (in WebPreferences), or for the whole wiki (in %USERSWEB%.SitePreferences).

Formatting the Results of a Poll

Each item in the poll has a results display next to it (are as part of it in the case of stars). The `format` parameter is used to control how this is displayed. It is usually used to define a row in a table, and is expands once for each `stars` and once for each option in a `select`.

The `format` parameter is a string that can include the following formatting tokens:

<code>\$key</code>	Expands to the name of the item (e.g. the value of <code>select1</code>).
<code>\$prompt</code>	Expands to a drop-down selector that allows the user to pick the option they want to vote for (for <code>select</code> items only)
<code>\$bars</code>	Expands to a sorted list of bar charts showing the number of votes for this option. Each bar in the chart is formatted according to the format defined in the corresponding <code>chart</code> parameter.
<code>\$sum</code>	Expands to the total number of votes cast
<code>\$score</code>	Expands to the mean of all the ratings (for <code>stars</code>)
<code>\$perc</code>	Expands to $100 * \$score / \sum
<code>\$mylast</code>	Expands to my last rating (for <code>stars</code> items only)
<code>\$small</code>	Expands to the star rating bar, using small stars (mutually exclusive with <code>\$large</code>)
<code>\$large</code>	Expands to the star rating bar, using large stars (mutually exclusive with <code>\$small</code>)
<code>\$reset</code>	Expands to a reset button, if the viewer has reset rights (see Resetting a Poll, below). Without reset rights, expands to nothing.

The `chart` parameter defines the format of each bar in the bar chart that is generated for each option in the corresponding `select`.

<code>\$bar(N)</code>	Expands to the coloured bar used to show the popularity of this option. <i>N</i> is the required total width of the bar in pixels.
<code>\$option</code>	Expands to the name of the option that this bar is for
<code>\$perc</code>	Expands to $100 * \$score / \sum
<code>\$score</code>	Expands to the total number of votes cast for this option

- The default format for a `select` is: `| $key | $prompt | $bars |`
- The default `chart` is `<div>$bar(300) $option $perc% ($score)</div>`
- The default format for stars is: `| $key | $small
<small>Score: $score, My vote: $mylast, Total votes: $sum</small> ||`

The default separator is a newline.

`select`, `option`, `format` and `chart` can all use the standard formatting tokens `$percent`, `$dollar`, `$quot` and `$n` to render the respective characters.

The `%VOTE{ ... }%` will generate the selection box(es) and the poll results.

Weighting the vote

You can weight the vote results by setting the Preference `%VOTEPLUGIN_WEIGHTINGS%` to the name of a topic that is used to weight the votes of certain members of the community in the final result. For example,

```
| *Name* | *Weight* |
| AlbertCamus | 100 |
| SunTszu | 50 |
| NiccoloMachiavelli | 1000 |
```

The numbers are percentages. A user who isn't otherwise weighted has a weighting of 100. A weighting lower than 100 reduces their influence on the vote, and a weighting higher than 100 increases it. In the example above,

- AlbertCamus has a weight of 100, as does AdamSmith (who gets the default)
- SunTszu's votes only count for half as much as AlbertCamus'
- NiccoloMachiavelli has ten times as much influence as AlbertCamus and AdamSmith, and twenty times as much as SunTszu.

The weighting topic applies to all votes in the scope of the `%VOTEPLUGIN_WEIGHTINGS%` setting.

`#Reset`

Resetting a Poll

Sometimes you want to be able to clear the results of a poll. Access to this feature is controlled using the `VOTEPLUGIN_RESETTERS` macro. This variable defines a (semicolon-separated) list of wiki names and a (comma-separated) list of the IDs of votes they are allowed to reset. You can use `*` as a wildcard in the vote IDs. For example, in a `WebPreferences` topic you can write

```
* Set VOTEPLUGIN_RESETTERS = GeorgeWBush(*);RobertMugabe(zimbabwe);SimonCowell(*Idol, X
* Set FINALPREFERENCES = VOTEPLUGIN_RESETTERS
```

to allow

- GeorgeWBush to reset any vote he likes,
- RobertMugabe to reset the results of any vote with the id `zimbabwe`,
- SimonCowell to reset the results of all votes with an ID ending in `Idol` and any vote with the ID `XFactor`.

If a user has sufficient rights to reset a vote, then a button will be generated in the vote prompt which, when clicked, will reset the results for that vote to initial conditions. If you have used a `format` parameters for the vote, then `$reset` will expand to the reset button.


Note that it is important to finalise the setting, otherwise it can be overridden in individual topics by anyone with `CHANGE` access. If you don't define `VOTEPLUGIN_RESETTERS` no-one can reset *any* votes.

Plugin Installation Instructions

You do not need to install anything in the browser to use this extension. The following instructions are for the administrator who installs the extension on the server.

Open `configure`, and open the "Extensions" section. Use "Find More Extensions" to get a list of available extensions. Select "Install".

If you have any problems, or if the extension isn't available in `configure`, then you can still install manually from the command-line. See <http://foswiki.org/Support/ManuallyInstallingExtensions> for more help.

 **IMPORTANT** If you don't want anyone to be able to reset votes on your site, then make sure you:

```
* Set VOTEPLUGIN_RESETTERS = none
```

in `%USERSWEB%.SitePreferences`, and add `VOTEPLUGIN_RESETTERS` to `FINALPREFERENCES`.

Plugin Info

Plugin Author:	Foswiki:Main/MichaelDaum
Copyright ©:	2005-2009, Michael Daum http://michaeldaumconsulting.com
License:	GPL (GNU General Public License)
Release:	1.33
Version:	5560 (2009-11-17)
Change History:	
10 Jun 2009	Foswikitask:Item8010: incorporate upstream fixes, and port to Foswiki - Foswiki:Main/CrawfordCurrie
14 Oct 2008	Item6070 works for hierarchical webs now. - Foswiki:Main/ColasNahaboo
10 Aug 2008	Item5768 suppress submission of individual ratings in a multi-row vote Item5769 correct default handling of transcluded rates Item5766 \$large is once again large Item5771 support for resetting votes.
1 Jul 2007:	Item4310 : abstracted out Foswiki:Extensions.RatingContrib, and modified the code to be tolerant of forms within forms - Foswiki:Main/CrawfordCurrie
24 Jun 2007:	Item4298: fixed secret switch. Item4200: added VarVOTE. - Foswiki:Main/CrawfordCurrie
11 Jun 2007:	Item4235 - removed excess newlines, fixed separator - Foswiki:Main/CrawfordCurrie
8 Jun 2007:	Added submit - Foswiki:Main/CrawfordCurrie
6 Jun 2007:	Added global, open, secret, format, chart, saveto, VOTEPLUGIN_WEIGHTINGS, bayesian averaging - Foswiki:Main/CrawfordCurrie
31 Aug 2006:	added NO_PREFS_IN_TOPIC

15 Aug 2006:	added "use strict" and fixed revealing errors			
27 Apr 2006:	added lazy compilation			
7 Dec 2005:	added gif bar; removed debug flag			
9 Oct 2005:	fixed invocation of normalizeFileName			
8 Oct 2005:	added added a little more style flexibility			
7 Oct 2005:	storing votes into <code>_Vote*.txt</code> now (was <code>Vote*.txt</code> before) ; fixed error messaging on empty argument lists			
14 Sep 2005:	fixes for dakar			
14 Apr 2005:	incorporated <code>getLocaldate()</code> function			
16 Mar 2005:	use Cache API only if its there; delayed use <code><package></code>			
7 Mar 2005:	Initial version			
Dependencies:	Name	Version	Description	
	Foswiki::Contrib::RatingContrib	>=0	Lines-of-stars rating module	
Plugin Home:	Foswiki:Extensions/VotePlugin			
Feedback:	Foswiki:Extensions/VotePluginDev			
Appraisal:	Foswiki:Extensions/VotePluginAppraisal			










-- Foswiki:Main.MichaelDaum - 31 Aug 2006

Edit | Attach | Print version | History: %REVISIONS% | Backlinks | Raw View | More topic actions
Topic revision: r1 - 30 May 2007 - 18:41:19 - ProjectContributor

- ☐ System

- Log In

- **Toolbox**

-  Users
-  Groups
-  Index
-  Search
-  Changes
-  Notifications
-  RSS Feed
-  Statistics
-  Preferences

- **User Reference**

- BeginnersStartHere
- TextFormattingRules
- Macros
- FormattedSearch
- QuerySearch
- DocumentGraphics
- SkinBrowser
- InstalledPlugins

- **Admin Maintenance**

- Reference Manual
- AdminToolsCategory
- InterWikis
- ManagingWebs

- SiteTools
- DefaultPreferences
- WebPreferences
- **Categories**
 - Admin Documentation
 - Admin Tools
 - Developer Doc
 - User Documentation
 - User Tools
- **Webs**
 - ☐ Public
 - ☐ System

•
•



Copyright © by the contributing authors. All material on this site is the property of the contributing authors.

Ideas, requests, problems regarding Wiki? Send feedback